



Scheme Wise - Valuation Report As on Date : 31-03-2024

										Your Relationship Handler								
Address										Name : freedom fundz								
City										Off-Address : A/35,Mansarovar soc,Nr.Morarji Desai Garden,Adajan,Surat								
Pincode										City : Surat								
E-Mail										Pincode : 395009								
Mobile										Phone : 9998893739								
										Mobile : 9998893739								
										E-Mail : keyurlavana@gmail.com								

Sr. No	Investor	UCC	ISIN	Folio No	Date	Sub Type	Amount (Rs.)	Div.Reinv (Rs.)	NAV (Rs.)	No Of Unit	NAV Date	Trn Days	Current NAV (Rs.)	Current Value (Rs.)	Div R (Rs.)	Div P (Rs.)	Total (Rs.)	Annualized Return (%)	Abs. Return(%)
					31-03-2020	Bal Adv	10,000.00	-	45.6300	219.154	31-03-2024	1461	90.9300	19,927.67	-	-	19,927.67	18.80	99.28
Sub Total							10,000.00	0.00	45.6300	219.154				19,927.67	0.00	0.00	19,927.67	18.80	99.28
Return : 18.80% Weighted Avg. Abs. Return : 99.28% Gain / (Loss) : Rs. 9,927.67																			
					31-03-2020	Sectoral	10,000.00	-	18.5700	538.503	31-03-2024	1461	50.1400	27,000.54	-	-	27,000.54	28.16	170.01
Sub Total							10,000.00	0.00	18.5700	538.503				27,000.54	0.00	0.00	27,000.54	28.16	170.01
Return : 28.16% Weighted Avg. Abs. Return : 170.01% Gain / (Loss) : Rs. 17,000.54																			
					31-03-2020	Sectoral	10,000.00	-	44.3000	225.734	31-03-2024	1461	155.1000	35,011.34	-	-	35,011.34	36.76	250.11
Sub Total							10,000.00	0.00	44.2999	225.734				35,011.34	0.00	0.00	35,011.34	36.76	250.11
Return : 36.76% Weighted Avg. Abs. Return : 250.11% Gain / (Loss) : Rs. 25,011.34																			
					31-03-2020	Equity Sav	10,000.00	-	12.4400	803.859	31-03-2024	1461	19.7500	15,876.22	-	-	15,876.22	12.24	58.76
Sub Total							10,000.00	0.00	12.4400	803.859				15,876.22	0.00	0.00	15,876.22	12.24	58.76
Return : 12.24% Weighted Avg. Abs. Return : 58.76% Gain / (Loss) : Rs. 5,876.22																			
					13-05-2020	FOF Overseas	10,007.03	-	16.3543	611.890	31-03-2024	1418	30.0196	18,368.69	-	-	18,368.69	16.92	83.56
Sub Total							10,007.03	0.00	16.3543	611.890				18,368.69	0.00	0.00	18,368.69	16.92	83.56
Return : 16.92% Weighted Avg. Abs. Return : 83.56% Gain / (Loss) : Rs. 8,361.66																			
					31-03-2020	Thematic	10,000.00	-	68.5000	145.985	31-03-2024	1461	182.9800	26,712.34	-	-	26,712.34	27.82	167.12
Sub Total							10,000.00	0.00	68.5002	145.985				26,712.34	0.00	0.00	26,712.34	27.82	167.12



FINANCIAL
PRODUCTS
DISTRIBUTORS
NETWORK

freedom fundz

Your logo

Sr. No	Investor	UCC	ISIN	Folio No	Date	Sub Type	Amount (Rs.)	Div.Reinv (Rs.)	NAV (Rs.)	No Of Unit	NAV Date	Trn Days	Current NAV (Rs.)	Current Value (Rs.)	Div R (Rs.)	Div P (Rs.)	Total (Rs.)	Annualized Return (%)	Abs. Return(%)
Return : 27.82% Weighted Avg. Abs. Return : 167.12% Gain / (Loss) : Rs. 16,712.34																			
					31-03-2020	Thematic	10,000.00	-	20.3170	492.199	31-03-2024	1461	33.4848	16,481.19	-	-	16,481.19	13.29	64.81
Sub Total							10,000.00	0.00	20.3170	492.199			16,481.19	0.00	0.00	16,481.19	13.29	64.81	
Return : 13.29% Weighted Avg. Abs. Return : 64.81% Gain / (Loss) : Rs. 6,481.19																			
					31-03-2020	Thematic	10,000.00	-	638.0900	15.672	31-03-2024	1461	1,152.7900	18,066.52	-	-	18,066.52	15.92	80.67
					14-12-2020	Thematic	7,495.59	-	849.5800	8.823	31-03-2024	1203	1,152.7900	10,171.07	-	-	10,171.07	9.70	35.69
Sub Total							17,495.59	0.00	714.2515	24.495			28,237.59	0.00	0.00	28,237.59	13.55	61.40	
Return : 13.55% Weighted Avg. Abs. Return : 61.40% Gain / (Loss) : Rs. 10,742.00																			
					31-03-2020	Sectoral	10,000.00	-	9.9900	1,001.001	31-03-2024	1461	26.4500	26,476.48	-	-	26,476.48	27.54	164.76
Sub Total							10,000.00	0.00	9.9900	1,001.001			26,476.48	0.00	0.00	26,476.48	27.54	164.76	
Return : 27.54% Weighted Avg. Abs. Return : 164.76% Gain / (Loss) : Rs. 16,476.48																			
					28-05-2021	Thematic	25,025.75	-	12.4500	2,010.100	31-03-2024	1038	31.6500	63,619.66	-	-	63,619.66	38.83	154.22
Sub Total							25,025.75	0.00	12.4500	2,010.100			63,619.66	0.00	0.00	63,619.66	38.83	154.22	
Return : 38.83% Weighted Avg. Abs. Return : 154.22% Gain / (Loss) : Rs. 38,593.91																			
					31-03-2020	Value	10,000.00	-	32.2860	309.732	31-03-2024	1461	111.7307	34,606.57	-	-	34,606.57	36.36	246.07
Sub Total							10,000.00	0.00	32.2860	309.732			34,606.57	0.00	0.00	34,606.57	36.36	246.07	
Return : 36.36% Weighted Avg. Abs. Return : 246.07% Gain / (Loss) : Rs. 24,606.57																			
					13-05-2020	Large Cap	10,000.00	-	26.8900	371.885	31-03-2024	1418	54.7100	20,345.83	-	-	20,345.83	20.06	103.46
Sub Total							10,000.00	0.00	26.8900	371.885			20,345.83	0.00	0.00	20,345.83	20.06	103.46	
Return : 20.06% Weighted Avg. Abs. Return : 103.46% Gain / (Loss) : Rs. 10,345.83																			
					05-04-2021	ELSS	9,999.50	-	60.5397	165.173	31-03-2024	1091	84.6838	13,987.48	-	-	13,987.48	11.88	39.88
Sub Total							9,999.50	0.00	60.5396	165.173			13,987.48	0.00	0.00	13,987.48	11.88	39.88	
Return : 11.88% Weighted Avg. Abs. Return : 39.88% Gain / (Loss) : Rs. 3,987.98																			

Axis Focused 25 Fund - Gr



FINANCIAL
PRODUCTS
DISTRIBUTORS
NETWORK

freedom fundz

Your logo

Sr. No	Investor	UCC	ISIN	Folio No	Date	Sub Type	Amount (Rs.)	Div.Reinv (Rs.)	NAV (Rs.)	No Of Unit	NAV Date	Trn Days	Current NAV (Rs.)	Current Value (Rs.)	Div R (Rs.)	Div P (Rs.)	Total (Rs.)	Annualized Return (%)	Abs. Return(%)
					23-03-2020	Focused	5,00,000.00	-	21.6600	23,084.026	31-03-2024	1469	49.1000	11,33,425.68	-	-	11,33,425.68	22.55	126.69
Sub Total							5,00,000.00	0.00	21.6600	23,084.026				11,33,425.68	0.00	0.00	11,33,425.68	22.55	126.69
Return : 22.55% Weighted Avg. Abs. Return : 126.69% Gain / (Loss) : Rs. 6,33,425.68																			
					11-05-2020	Mid Cap	10,000.00	-	35.0100	285.633	31-03-2024	1420	90.9200	25,969.75	-	-	25,969.75	27.80	159.70
					13-05-2020	Mid Cap	10,000.00	-	35.2200	283.930	31-03-2024	1418	90.9200	25,814.92	-	-	25,814.92	27.65	158.15
Sub Total							20,000.00	0.00	35.1146	569.563				51,784.67	0.00	0.00	51,784.67	27.73	158.92
Return : 27.73% Weighted Avg. Abs. Return : 158.92% Gain / (Loss) : Rs. 31,784.67																			
					11-05-2020	Small Cap	10,000.00	-	25.6300	390.168	31-03-2024	1420	86.1200	33,601.27	-	-	33,601.27	36.55	236.01
					13-05-2020	Small Cap	10,000.00	-	25.8000	387.597	31-03-2024	1418	86.1200	33,379.85	-	-	33,379.85	36.38	233.80
Sub Total							20,000.00	0.00	25.7147	777.765				66,981.12	0.00	0.00	66,981.12	36.47	234.91
Return : 36.47% Weighted Avg. Abs. Return : 234.91% Gain / (Loss) : Rs. 46,981.12																			
					11-05-2020	Focused	10,000.00	-	8.3290	1,200.624	31-03-2024	1420	19.9316	23,930.36	-	-	23,930.36	25.14	139.30
Sub Total							10,000.00	0.00	8.3290	1,200.624				23,930.36	0.00	0.00	23,930.36	25.14	139.30
Return : 25.14% Weighted Avg. Abs. Return : 139.30% Gain / (Loss) : Rs. 13,930.36																			
					12-05-2020	Thematic	10,000.00	-	11.1360	897.989	31-03-2024	1419	27.1142	24,348.25	-	-	24,348.25	25.72	143.48
Sub Total							10,000.00	0.00	11.1360	897.989				24,348.25	0.00	0.00	24,348.25	25.72	143.48
Return : 25.72% Weighted Avg. Abs. Return : 143.48% Gain / (Loss) : Rs. 14,348.25																			
					08-05-2020	Large Cap	25,000.00	-	79.8200	313.205	31-03-2024	1423	197.2239	61,771.51	-	-	61,771.51	26.11	147.09
Sub Total							25,000.00	0.00	79.8199	313.205				61,771.51	0.00	0.00	61,771.51	26.11	147.09
Return : 26.11% Weighted Avg. Abs. Return : 147.09% Gain / (Loss) : Rs. 36,771.51																			
					11-05-2020	Mid Cap	10,000.00	-	27.1280	368.623	31-03-2024	1420	84.8903	31,292.52	-	-	31,292.52	34.08	212.93
Sub Total							10,000.00	0.00	27.1280	368.623				31,292.52	0.00	0.00	31,292.52	34.08	212.93
Return : 34.08% Weighted Avg. Abs. Return : 212.93% Gain / (Loss) : Rs. 21,292.52																			



FINANCIAL
PRODUCTS
DISTRIBUTORS
NETWORK

freedom fundz

Your logo

Sr. No	Investor	UCC	ISIN	Folio No	Date	Sub Type	Amount (Rs.)	Div.Reinv (Rs.)	NAV (Rs.)	No Of Unit	NAV Date	Trn Days	Current NAV (Rs.)	Current Value (Rs.)	Div R (Rs.)	Div P (Rs.)	Total (Rs.)	Annualized Return (%)	Abs. Return(%)
					12-05-2020	Large Cap	10,000.00	-	22.9800	435.161	31-03-2024	1419	54.1100	23,546.56	-	-	23,546.56	24.64	135.47
					01-06-2020	Large Cap	10,000.00	-	24.1700	413.736	31-03-2024	1399	54.1100	22,387.25	-	-	22,387.25	23.40	123.87
Sub Total							20,000.00	0.00	23.5600	848.897				45,933.82	0.00	0.00	45,933.82	24.03	129.67
Return : 24.03% Weighted Avg. Abs. Return : 129.67% Gain / (Loss) : Rs. 25,933.82																			
					01-06-2020	Thematic	10,000.00	-	37.3900	267.451	31-03-2024	1399	94.0300	25,148.42	-	-	25,148.42	27.20	151.48
Sub Total							10,000.00	0.00	37.3900	267.451				25,148.42	0.00	0.00	25,148.42	27.20	151.48
Return : 27.20% Weighted Avg. Abs. Return : 151.48% Gain / (Loss) : Rs. 15,148.42																			
					12-05-2020	Large and Mid Cap	10,000.00	-	79.9300	125.109	31-03-2024	1419	211.7900	26,496.84	-	-	26,496.84	28.49	164.97
					01-06-2020	Large and Mid Cap	10,000.00	-	84.3100	118.610	31-03-2024	1399	211.7900	25,120.41	-	-	25,120.41	27.16	151.20
Sub Total							20,000.00	0.00	82.0617	243.719				51,617.25	0.00	0.00	51,617.25	27.83	158.09
Return : 27.83% Weighted Avg. Abs. Return : 158.09% Gain / (Loss) : Rs. 31,617.25																			
					12-05-2020	Flexi Cap	10,000.00	-	119.8900	83.410	31-03-2024	1419	289.9300	24,183.06	-	-	24,183.06	25.50	141.83
					01-06-2020	Flexi Cap	10,000.00	-	125.9800	79.378	31-03-2024	1399	289.9300	23,014.06	-	-	23,014.06	24.29	130.14
Sub Total							20,000.00	0.00	122.8592	162.788				47,197.12	0.00	0.00	47,197.12	24.90	135.99
Return : 24.90% Weighted Avg. Abs. Return : 135.99% Gain / (Loss) : Rs. 27,197.12																			
					01-06-2020	Thematic	10,000.00	-	36.8900	271.076	31-03-2024	1399	127.2000	34,480.87	-	-	34,480.87	38.12	244.81
Sub Total							10,000.00	0.00	36.8900	271.076				34,480.87	0.00	0.00	34,480.87	38.12	244.81
Return : 38.12% Weighted Avg. Abs. Return : 244.81% Gain / (Loss) : Rs. 24,480.87																			
					01-06-2020	Small Cap	20,000.00	-	8.6700	2,306.805	31-03-2024	1399	32.8000	75,663.20	-	-	75,663.20	41.50	278.32
Sub Total							20,000.00	0.00	8.6700	2,306.805				75,663.20	0.00	0.00	75,663.20	41.50	278.32
Return : 41.50% Weighted Avg. Abs. Return : 278.32% Gain / (Loss) : Rs. 55,663.20																			

DSP ELSS Tax Saver Fund - Gr



FINANCIAL
PRODUCTS
DISTRIBUTORS
NETWORK

freedom fundz

Your logo

Sr. No	Investor	UCC	ISIN	Folio No	Date	Sub Type	Amount (Rs.)	Div.Reinv (Rs.)	NAV (Rs.)	No Of Unit	NAV Date	Trn Days	Current NAV (Rs.)	Current Value (Rs.)	Div R (Rs.)	Div P (Rs.)	Total (Rs.)	Annualized Return (%)	Abs. Return(%)
					05-04-2021	ELSS	10,000.25	-	65.4480	152.797	31-03-2024	1091	112.5140	17,191.80	-	-	17,191.80	19.87	71.91
Sub Total							10,000.25	0.00	65.4479	152.797				17,191.80	0.00	0.00	17,191.80	19.87	71.91
Return : 19.87% Weighted Avg. Abs. Return : 71.91% Gain / (Loss) : Rs. 7,191.55																			
					29-04-2020	Large and Mid Cap	10,000.00	-	187.9480	53.206	31-03-2024	1432	500.3570	26,621.99	-	-	26,621.99	28.35	166.22
					12-06-2020	Large and Mid Cap	14,993.33	-	196.6690	76.236	31-03-2024	1388	500.3570	38,145.22	-	-	38,145.22	27.83	154.41
Sub Total							24,993.33	0.00	193.0852	129.442				64,767.21	0.00	0.00	64,767.21	28.04	159.14
Return : 28.04% Weighted Avg. Abs. Return : 159.14% Gain / (Loss) : Rs. 39,773.88																			
					27-04-2020	Sectoral	10,000.00	-	12.8910	775.735	31-03-2024	1434	32.7640	25,416.18	-	-	25,416.18	26.80	154.16
Sub Total							10,000.00	0.00	12.8910	775.735				25,416.18	0.00	0.00	25,416.18	26.80	154.16
Return : 26.80% Weighted Avg. Abs. Return : 154.16% Gain / (Loss) : Rs. 15,416.18																			
					29-04-2020	Mid Cap	10,000.00	-	49.7310	201.082	31-03-2024	1432	116.2700	23,379.80	-	-	23,379.80	24.17	133.80
					12-06-2020	Mid Cap	14,993.32	-	52.1230	287.653	31-03-2024	1388	116.2700	33,445.41	-	-	33,445.41	23.49	123.07
Sub Total							24,993.32	0.00	51.1388	488.735				56,825.22	0.00	0.00	56,825.22	23.77	127.36
Return : 23.77% Weighted Avg. Abs. Return : 127.36% Gain / (Loss) : Rs. 31,831.90																			
					21-04-2020	Thematic	25,000.00	-	65.3560	382.520	31-03-2024	1440	265.3520	1,01,502.45	-	-	1,01,502.45	42.64	306.01
Sub Total							25,000.00	0.00	65.3561	382.520				1,01,502.45	0.00	0.00	1,01,502.45	42.64	306.01
Return : 42.64% Weighted Avg. Abs. Return : 306.01% Gain / (Loss) : Rs. 76,502.45																			
					23-04-2020	Bal Adv	50,000.00	-	23.3700	2,139.495	31-03-2024	1438	45.4600	97,261.44	-	-	97,261.44	18.40	94.52
Sub Total							50,000.00	0.00	23.3700	2,139.495				97,261.44	0.00	0.00	97,261.44	18.40	94.52
Return : 18.40% Weighted Avg. Abs. Return : 94.52% Gain / (Loss) : Rs. 47,261.44																			
					27-04-2020	Focused	10,000.00	-	10.0910	990.979	31-03-2024	1434	21.7219	21,525.94	-	-	21,525.94	21.55	115.26
Sub Total							10,000.00	0.00	10.0910	990.979				21,525.94	0.00	0.00	21,525.94	21.55	115.26
Return : 21.55% Weighted Avg. Abs. Return : 115.26% Gain / (Loss) : Rs. 11,525.94																			



FINANCIAL
PRODUCTS
DISTRIBUTORS
NETWORK

freedom fundz

Your logo

Sr. No	Investor	UCC	ISIN	Folio No	Date	Sub Type	Amount (Rs.)	Div.Reinv (Rs.)	NAV (Rs.)	No Of Unit	NAV Date	Trn Days	Current NAV (Rs.)	Current Value (Rs.)	Div R (Rs.)	Div P (Rs.)	Total (Rs.)	Annualized Return (%)	Abs. Return(%)
					29-04-2020	Thematic	10,000.00	-	11.2800	886.525	31-03-2024	1432	40.0088	35,468.80	-	-	35,468.80	38.09	254.69
Sub Total							10,000.00	0.00	11.2800	886.525				35,468.80	0.00	0.00	35,468.80	38.09	254.69
Return : 38.09% Weighted Avg. Abs. Return : 254.69% Gain / (Loss) : Rs. 25,468.80																			
					27-04-2020	Large Cap	10,000.00	-	179.4474	55.727	31-03-2024	1434	421.9369	23,513.12	-	-	23,513.12	24.31	135.13
Sub Total							10,000.00	0.00	179.4474	55.727				23,513.12	0.00	0.00	23,513.12	24.31	135.13
Return : 24.31% Weighted Avg. Abs. Return : 135.13% Gain / (Loss) : Rs. 13,513.12																			
					27-04-2020	Mid Cap	10,000.00	-	108.2100	92.413	31-03-2024	1434	313.8930	29,007.79	-	-	29,007.79	31.14	190.08
Sub Total							10,000.00	0.00	108.2099	92.413				29,007.79	0.00	0.00	29,007.79	31.14	190.08
Return : 31.14% Weighted Avg. Abs. Return : 190.08% Gain / (Loss) : Rs. 19,007.79																			
					30-03-2021	ELSS	10,016.23	-	45.7930	218.728	31-03-2024	1097	75.6985	16,557.38	-	-	16,557.38	18.20	65.31
Sub Total							10,016.23	0.00	45.7931	218.728				16,557.38	0.00	0.00	16,557.38	18.20	65.31
Return : 18.20% Weighted Avg. Abs. Return : 65.31% Gain / (Loss) : Rs. 6,541.15																			
					27-04-2020	Value	10,000.00	-	27.4440	364.378	31-03-2024	1434	91.4872	33,335.92	-	-	33,335.92	35.86	233.36
					12-06-2020	Value	14,922.63	-	29.5740	504.586	31-03-2024	1388	91.4872	46,163.16	-	-	46,163.16	34.58	209.35
Sub Total							24,922.63	0.00	28.6809	868.964				79,499.08	0.00	0.00	79,499.08	35.10	218.98
Return : 35.10% Weighted Avg. Abs. Return : 218.98% Gain / (Loss) : Rs. 54,576.45																			
					23-03-2020	Contra	3,00,000.00	-	32.8700	9,126.863	31-03-2024	1469	108.6700	9,91,816.20	-	-	9,91,816.20	34.60	230.61
Sub Total							3,00,000.00	0.00	32.8700	9,126.863				9,91,816.20	0.00	0.00	9,91,816.20	34.60	230.61
Return : 34.60% Weighted Avg. Abs. Return : 230.61% Gain / (Loss) : Rs. 6,91,816.20																			
					05-04-2021	ELSS	9,999.50	-	67.1100	149.002	31-03-2024	1091	106.0800	15,806.13	-	-	15,806.13	16.55	58.07
Sub Total							9,999.50	0.00	67.1098	149.002				15,806.13	0.00	0.00	15,806.13	16.55	58.07
Return : 16.55% Weighted Avg. Abs. Return : 58.07% Gain / (Loss) : Rs. 5,806.63																			



FINANCIAL
PRODUCTS
DISTRIBUTORS
NETWORK

freedom fundz

Your logo

Sr. No	Investor	UCC	ISIN	Folio No	Date	Sub Type	Amount (Rs.)	Div.Reinv (Rs.)	NAV (Rs.)	No Of Unit	NAV Date	Trn Days	Current NAV (Rs.)	Current Value (Rs.)	Div R (Rs.)	Div P (Rs.)	Total (Rs.)	Annualized Return (%)	Abs. Return(%)
					12-05-2020	Sectoral	10,000.00	-	42.0100	238.039	31-03-2024	1419	108.6500	25,862.94	-	-	25,862.94	27.69	158.63
					07-07-2020	Sectoral	39,988.00	-	49.8500	802.166	31-03-2024	1363	108.6500	87,155.34	-	-	87,155.34	23.20	117.95
					24-09-2020	Sectoral	15,014.96	-	47.0500	319.128	31-03-2024	1284	108.6500	34,673.26	-	-	34,673.26	26.86	130.92
Sub Total							65,002.96	0.00	47.8197	1,359.333				1,47,691.53	0.00	0.00	1,47,691.53	24.73	127.21
Return : 24.73% Weighted Avg. Abs. Return : 127.21% Gain / (Loss) : Rs. 82,688.57																			
					01-06-2020	Thematic	657.49	-	15.6300	42.066	31-03-2024	1399	54.6700	2,299.75	-	-	2,299.75	38.64	249.78
					07-07-2020	Thematic	9,997.01	-	16.8700	592.591	31-03-2024	1363	54.6700	32,396.95	-	-	32,396.95	37.01	224.07
Sub Total							10,654.50	0.00	16.7878	634.657				34,696.70	0.00	0.00	34,696.70	37.11	225.65
Return : 37.11% Weighted Avg. Abs. Return : 225.65% Gain / (Loss) : Rs. 24,042.20																			
					11-05-2020	Large Cap	10,000.00	-	24.3500	410.678	31-03-2024	1420	58.7900	24,143.76	-	-	24,143.76	25.43	141.44
Sub Total							10,000.00	0.00	24.3500	410.678				24,143.76	0.00	0.00	24,143.76	25.43	141.44
Return : 25.43% Weighted Avg. Abs. Return : 141.44% Gain / (Loss) : Rs. 14,143.76																			
					11-05-2020	Mid Cap	10,000.00	-	42.2900	236.463	31-03-2024	1420	129.0300	30,510.82	-	-	30,510.82	33.21	205.11
Sub Total							10,000.00	0.00	42.2899	236.463				30,510.82	0.00	0.00	30,510.82	33.21	205.11
Return : 33.21% Weighted Avg. Abs. Return : 205.11% Gain / (Loss) : Rs. 20,510.82																			
					12-05-2020	Thematic	10,000.00	-	15.9800	625.782	31-03-2024	1419	54.9700	34,399.24	-	-	34,399.24	37.41	243.99
Sub Total							10,000.00	0.00	15.9800	625.782				34,399.24	0.00	0.00	34,399.24	37.41	243.99
Return : 37.41% Weighted Avg. Abs. Return : 243.99% Gain / (Loss) : Rs. 24,399.24																			
					11-05-2020	Small Cap	10,000.00	-	8.7000	1,149.425	31-03-2024	1420	32.4300	37,275.85	-	-	37,275.85	40.24	272.76
Sub Total							10,000.00	0.00	8.7000	1,149.425				37,275.85	0.00	0.00	37,275.85	40.24	272.76
Return : 40.24% Weighted Avg. Abs. Return : 272.76% Gain / (Loss) : Rs. 27,275.85																			
					05-04-2021	ELSS	9,999.50	-	59.0190	169.428	31-03-2024	1091	101.7640	17,241.67	-	-	17,241.67	19.99	72.43



FINANCIAL
PRODUCTS
DISTRIBUTORS
NETWORK

freedom fundz

Your logo

Sr. No	Investor	UCC	ISIN	Folio No	Date	Sub Type	Amount (Rs.)	Div.Reinv (Rs.)	NAV (Rs.)	No Of Unit	NAV Date	Trn Days	Current NAV (Rs.)	Current Value (Rs.)	Div R (Rs.)	Div P (Rs.)	Total (Rs.)	Annualized Return (%)	Abs. Return(%)
Sub Total							9,999.50	0.00	59.0192	169.428				17,241.67	0.00	0.00	17,241.67	19.99	72.43
Return : 19.99% Weighted Avg. Abs. Return : 72.43% Gain / (Loss) : Rs. 7,242.17																			
					23-03-2020	Flexi Cap	5,00,000.00	-	24.1610	20,694.508	31-03-2024	1469	71.4300	14,78,208.71	-	-	14,78,208.71	30.91	195.64
Sub Total							5,00,000.00	0.00	24.1610	20,694.508				14,78,208.71	0.00	0.00	14,78,208.71	30.91	195.64
Return : 30.91% Weighted Avg. Abs. Return : 195.64% Gain / (Loss) : Rs. 9,78,208.71																			
					01-06-2020	Contra	10,000.00	-	44.6970	223.729	31-03-2024	1399	127.9180	28,618.97	-	-	28,618.97	31.57	186.19
Sub Total							10,000.00	0.00	44.6969	223.729				28,618.97	0.00	0.00	28,618.97	31.57	186.19
Return : 31.57% Weighted Avg. Abs. Return : 186.19% Gain / (Loss) : Rs. 18,618.97																			
					01-06-2020	Thematic	10,000.00	-	15.2880	654.108	31-03-2024	1399	56.7680	37,132.40	-	-	37,132.40	40.82	271.32
					07-07-2020	Thematic	19,991.97	-	17.0540	1,172.275	31-03-2024	1363	56.7680	66,547.71	-	-	66,547.71	37.99	232.87
Sub Total							29,991.97	0.00	16.4215	1,826.383				1,03,680.11	0.00	0.00	1,03,680.11	38.95	245.69
Return : 38.95% Weighted Avg. Abs. Return : 245.69% Gain / (Loss) : Rs. 73,688.14																			
					11-05-2020	Small Cap	10,000.00	-	55.1770	181.235	31-03-2024	1420	217.3940	39,399.40	-	-	39,399.40	42.25	293.99
Sub Total							10,000.00	0.00	55.1770	181.235				39,399.40	0.00	0.00	39,399.40	42.25	293.99
Return : 42.25% Weighted Avg. Abs. Return : 293.99% Gain / (Loss) : Rs. 29,399.40																			
					27-04-2020	Focused	10,000.00	-	9.2080	1,086.012	31-03-2024	1434	21.7540	23,625.11	-	-	23,625.11	24.46	136.25
Sub Total							10,000.00	0.00	9.2080	1,086.012				23,625.11	0.00	0.00	23,625.11	24.46	136.25
Return : 24.46% Weighted Avg. Abs. Return : 136.25% Gain / (Loss) : Rs. 13,625.11																			
					27-04-2020	Thematic	5,000.00	-	29.8220	167.661	31-03-2024	1434	78.8500	13,220.07	-	-	13,220.07	28.08	164.40
Sub Total							5,000.00	0.00	29.8221	167.661				13,220.07	0.00	0.00	13,220.07	28.08	164.40
Return : 28.08% Weighted Avg. Abs. Return : 164.40% Gain / (Loss) : Rs. 8,220.07																			
					27-04-2020	Sectoral	5,000.00	-	13.6260	366.946	31-03-2024	1434	31.1390	11,426.33	-	-	11,426.33	23.41	128.53
Sub Total							5,000.00	0.00	13.6260	366.946				11,426.33	0.00	0.00	11,426.33	23.41	128.53



FINANCIAL
PRODUCTS
DISTRIBUTORS
NETWORK

freedom fundz

Your logo

Sr. No	Investor	UCC	ISIN	Folio No	Date	Sub Type	Amount (Rs.)	Div.Reinv (Rs.)	NAV (Rs.)	No Of Unit	NAV Date	Trn Days	Current NAV (Rs.)	Current Value (Rs.)	Div R (Rs.)	Div P (Rs.)	Total (Rs.)	Annualized Return (%)	Abs. Return(%)
Return : 23.41% Weighted Avg. Abs. Return : 128.53% Gain / (Loss) : Rs. 6,426.33																			
					23-03-2020	Mid Cap	8,67,809.99	-	7.4110	1,17,097.55 7	31-03-2024	1469	29.9520	35,07,306.0 3	-	-	35,07,306.0 3	41.48	304.16
Sub Total							8,67,809.99	0.00	7.4110	1,17,097.55 7				35,07,306.0 3	0.00	0.00	35,07,306.0 3	41.48	304.16
Return : 41.48% Weighted Avg. Abs. Return : 304.16% Gain / (Loss) : Rs. 26,39,496.03																			
69					27-04-2020	Focused	10,000.00	-	20.0407	498.985	31-03-2024	1434	41.0643	20,490.47	-	-	20,490.47	20.03	104.90
Sub Total							10,000.00	0.00	20.0407	498.985				20,490.47	0.00	0.00	20,490.47	20.03	104.90
Return : 20.03% Weighted Avg. Abs. Return : 104.90% Gain / (Loss) : Rs. 10,490.47																			
					21-04-2020	Large and Mid Cap	10,000.00	-	8.2219	1,216.264	31-03-2024	1440	25.5842	31,117.14	-	-	31,117.14	33.34	211.17
Sub Total							10,000.00	0.00	8.2219	1,216.264				31,117.14	0.00	0.00	31,117.14	33.34	211.17
Return : 33.34% Weighted Avg. Abs. Return : 211.17% Gain / (Loss) : Rs. 21,117.14																			
					04-06-2020	Mid Cap	13,860.00	-	20.7906	666.647	31-03-2024	1396	79.1994	52,798.04	-	-	52,798.04	41.86	280.94
Sub Total							13,860.00	0.00	20.7906	666.647				52,798.04	0.00	0.00	52,798.04	41.86	280.94
Return : 41.86% Weighted Avg. Abs. Return : 280.94% Gain / (Loss) : Rs. 38,938.04																			
					14-09-2020	FOF Overseas	4,999.75	-	17.3841	287.605	31-03-2024	1294	31.2065	8,975.15	-	-	8,975.15	17.94	79.51
Sub Total							4,999.75	0.00	17.3841	287.605				8,975.15	0.00	0.00	8,975.15	17.94	79.51
Return : 17.94% Weighted Avg. Abs. Return : 79.51% Gain / (Loss) : Rs. 3,975.40																			
					23-04-2020	Bal Adv	50,000.00	-	82.6172	605.201	31-03-2024	1438	155.4935	94,104.82	-	-	94,104.82	17.41	88.21
Sub Total							50,000.00	0.00	82.6172	605.201				94,104.82	0.00	0.00	94,104.82	17.41	88.21
Return : 17.41% Weighted Avg. Abs. Return : 88.21% Gain / (Loss) : Rs. 44,104.82																			
					23-04-2020	Sectoral	25,000.00	-	171.2589	145.978	31-03-2024	1438	511.6258	74,686.11	-	-	74,686.11	32.02	198.74
					20-05-2020	Sectoral	24,942.28	-	154.2434	161.707	31-03-2024	1411	511.6258	82,733.47	-	-	82,733.47	36.37	231.70
Sub Total							49,942.28	0.00	162.3163	307.685				1,57,419.58	0.00	0.00	1,57,419.58	34.17	215.20
Return : 34.17% Weighted Avg. Abs. Return : 215.20% Gain / (Loss) : Rs. 1,07,477.30																			



FINANCIAL
PRODUCTS
DISTRIBUTORS
NETWORK

freedom fundz

Your logo

Sr. No	Investor	UCC	ISIN	Folio No	Date	Sub Type	Amount (Rs.)	Div.Reinv (Rs.)	NAV (Rs.)	No Of Unit	NAV Date	Trn Days	Current NAV (Rs.)	Current Value (Rs.)	Div R (Rs.)	Div P (Rs.)	Total (Rs.)	Annualized Return (%)	Abs. Return(%)
					23-04-2020	Sectoral	25,000.00	-	180.2039	138.732	31-03-2024	1438	428.8677	59,497.67	-	-	59,497.67	24.62	137.99
Sub Total							25,000.00	0.00	180.2036	138.732				59,497.67	0.00	0.00	59,497.67	24.62	137.99
Return : 24.62% Weighted Avg. Abs. Return : 137.99% Gain / (Loss) : Rs. 34,497.67																			
					23-04-2020	Thematic	25,000.00	-	71.7543	348.411	31-03-2024	1438	309.4965	1,07,831.99	-	-	1,07,831.99	44.92	331.33
Sub Total							25,000.00	0.00	71.7543	348.411				1,07,831.99	0.00	0.00	1,07,831.99	44.92	331.33
Return : 44.92% Weighted Avg. Abs. Return : 331.33% Gain / (Loss) : Rs. 82,831.99																			
					23-04-2020	Value	25,000.00	-	58.0387	430.747	31-03-2024	1438	190.5105	82,061.83	-	-	82,061.83	35.21	228.25
Sub Total							25,000.00	0.00	58.0387	430.747				82,061.83	0.00	0.00	82,061.83	35.21	228.25
Return : 35.21% Weighted Avg. Abs. Return : 228.25% Gain / (Loss) : Rs. 57,061.83																			
					19-04-2021	ELSS	10,024.50	-	162.2813	61.772	31-03-2024	1077	350.9804	21,680.76	-	-	21,680.76	29.88	116.28
					19-04-2021	ELSS	10,015.50	-	162.2813	61.717	31-03-2024	1077	350.9804	21,661.46	-	-	21,661.46	29.88	116.28
					20-01-2022	ELSS	10,560.47	-	229.3872	46.038	31-03-2024	801	350.9804	16,158.44	-	-	16,158.44	21.39	53.01
					20-01-2022	ELSS	8,399.58	-	229.3872	36.617	31-03-2024	801	350.9804	12,851.85	-	-	12,851.85	21.39	53.01
					24-01-2022	ELSS	6,880.66	-	216.5615	31.772	31-03-2024	797	350.9804	11,151.35	-	-	11,151.35	24.75	62.07
Sub Total							45,880.71	0.00	192.8442	237.916				83,503.85	0.00	0.00	83,503.85	26.16	82.00
Return : 26.16% Weighted Avg. Abs. Return : 82.00% Gain / (Loss) : Rs. 37,623.14																			
					27-03-2020	Sectoral	25,000.00	-	13.3743	1,869.257	31-03-2024	1465	32.9076	61,512.76	-	-	61,512.76	25.15	146.05
					07-07-2020	Sectoral	49,944.46	-	15.6242	3,196.609	31-03-2024	1363	32.9076	1,05,192.73	-	-	1,05,192.73	22.08	110.62
					24-09-2020	Sectoral	15,009.93	-	14.8099	1,013.506	31-03-2024	1284	32.9076	33,352.05	-	-	33,352.05	25.48	122.20
					09-07-2021	Sectoral	20,452.45	-	23.8891	856.141	31-03-2024	996	32.9076	28,173.55	-	-	28,173.55	12.45	37.75
Sub Total							1,10,406.84	0.00	15.9191	6,935.513				2,28,231.09	0.00	0.00	2,28,231.09	21.95	106.72



FINANCIAL
PRODUCTS
DISTRIBUTORS
NETWORK

freedom fundz

Your logo

Sr. No	Investor	UCC	ISIN	Folio No	Date	Sub Type	Amount (Rs.)	Div.Reinv (Rs.)	NAV (Rs.)	No Of Unit	NAV Date	Trn Days	Current NAV (Rs.)	Current Value (Rs.)	Div R (Rs.)	Div P (Rs.)	Total (Rs.)	Annualized Return (%)	Abs. Return(%)
Return : 21.95% Weighted Avg. Abs. Return : 106.72% Gain / (Loss) : Rs. 1,17,824.25																			
					27-03-2020	Thematic	25,000.00	-	83.8764	298.058	31-03-2024	1465	269.5657	80,346.21	-	-	80,346.21	33.76	221.38
Sub Total							25,000.00	0.00	83.8763	298.058				80,346.21	0.00	0.00	80,346.21	33.76	221.38
Return : 33.76% Weighted Avg. Abs. Return : 221.38% Gain / (Loss) : Rs. 55,346.21																			
					27-03-2020	Sectoral	25,000.00	-	108.8590	229.655	31-03-2024	1465	343.0268	78,777.82	-	-	78,777.82	33.10	215.11
Sub Total							25,000.00	0.00	108.8589	229.655				78,777.82	0.00	0.00	78,777.82	33.10	215.11
Return : 33.10% Weighted Avg. Abs. Return : 215.11% Gain / (Loss) : Rs. 53,777.82																			
					27-03-2020	Thematic	25,000.00	-	27.2202	918.436	31-03-2024	1465	90.6451	83,251.72	-	-	83,251.72	34.95	233.01
Sub Total							25,000.00	0.00	27.2202	918.436				83,251.72	0.00	0.00	83,251.72	34.95	233.01
Return : 34.95% Weighted Avg. Abs. Return : 233.01% Gain / (Loss) : Rs. 58,251.72																			
					21-04-2020	Thematic	25,000.00	-	8.0496	3,105.744	31-03-2024	1440	28.2175	87,636.33	-	-	87,636.33	37.43	250.55
					20-05-2020	Thematic	24,995.55	-	7.3580	3,397.058	31-03-2024	1411	28.2175	95,856.48	-	-	95,856.48	41.58	283.49
					20-05-2021	Thematic	24,994.51	-	11.6478	2,145.857	31-03-2024	1046	28.2175	60,550.72	-	-	60,550.72	36.17	142.26
Sub Total							74,990.06	0.00	8.6707	8,648.659				2,44,043.54	0.00	0.00	2,44,043.54	38.60	225.43
Return : 38.60% Weighted Avg. Abs. Return : 225.43% Gain / (Loss) : Rs. 1,69,053.48																			
					27-04-2020	Small Cap	10,000.00	-	44.3011	225.728	31-03-2024	1434	148.3524	33,487.29	-	-	33,487.29	36.02	234.87
Sub Total							10,000.00	0.00	44.3011	225.728				33,487.29	0.00	0.00	33,487.29	36.02	234.87
Return : 36.02% Weighted Avg. Abs. Return : 234.87% Gain / (Loss) : Rs. 23,487.29																			
					13-05-2020	Thematic	10,000.00	-	34.1374	292.934	31-03-2024	1418	81.3163	23,820.31	-	-	23,820.31	25.03	138.20
					07-07-2020	Thematic	24,998.75	-	38.7659	644.864	31-03-2024	1363	81.3163	52,437.95	-	-	52,437.95	21.94	109.76
Sub Total							34,998.75	0.00	37.3201	937.798				76,258.26	0.00	0.00	76,258.26	22.85	117.89
Return : 22.85% Weighted Avg. Abs. Return : 117.89% Gain / (Loss) : Rs. 41,259.51																			



FINANCIAL
PRODUCTS
DISTRIBUTORS
NETWORK

freedom fundz

Your logo

Sr. No	Investor	UCC	ISIN	Folio No	Date	Sub Type	Amount (Rs.)	Div.Reinv (Rs.)	NAV (Rs.)	No Of Unit	NAV Date	Trn Days	Current NAV (Rs.)	Current Value (Rs.)	Div R (Rs.)	Div P (Rs.)	Total (Rs.)	Annualized Return (%)	Abs. Return(%)
					13-05-2020	Sectoral	10,000.00	-	14.9652	668.217	31-03-2024	1418	33.7139	22,528.20	-	-	22,528.20	23.25	125.28
					20-05-2020	Sectoral	20,002.00	-	14.0982	1,418.763	31-03-2024	1411	33.7139	47,832.03	-	-	47,832.03	25.30	139.14
					21-09-2020	Sectoral	10,006.90	-	16.2650	615.241	31-03-2024	1287	33.7139	20,742.17	-	-	20,742.17	22.96	107.28
					15-03-2021	Sectoral	1,011.51	-	24.1909	41.814	31-03-2024	1112	33.7139	1,409.71	-	-	1,409.71	11.51	39.37
					09-07-2021	Sectoral	20,691.26	-	24.6269	840.189	31-03-2024	996	33.7139	28,326.05	-	-	28,326.05	12.20	36.90
Sub Total							61,711.67	0.00	17.2176	3,584.224				1,20,838.17	0.00	0.00	1,20,838.17	20.82	95.81
Return : 20.82% Weighted Avg. Abs. Return : 95.81% Gain / (Loss) : Rs. 59,126.50																			
					21-04-2020	Sectoral	25,000.00	-	12.1137	2,063.779	31-03-2024	1440	42.2702	87,236.35	-	-	87,236.35	37.27	248.95
					15-03-2021	Sectoral	1,011.51	-	25.9217	39.022	31-03-2024	1112	42.2702	1,649.47	-	-	1,649.47	17.41	63.07
Sub Total							26,011.51	0.00	12.3699	2,102.801				88,885.82	0.00	0.00	88,885.82	36.67	241.72
Return : 36.67% Weighted Avg. Abs. Return : 241.72% Gain / (Loss) : Rs. 62,874.31																			
					05-04-2021	ELSS	9,999.50	-	22.9751	435.232	31-03-2024	1091	37.4413	16,295.65	-	-	16,295.65	17.75	62.96
Sub Total							9,999.50	0.00	22.9751	435.232				16,295.65	0.00	0.00	16,295.65	17.75	62.96
Return : 17.75% Weighted Avg. Abs. Return : 62.96% Gain / (Loss) : Rs. 6,296.15																			
					27-04-2020	Flexi Cap	10,000.00	-	9.3023	1,075.003	31-03-2024	1434	20.2271	21,744.19	-	-	21,744.19	21.86	117.44
Sub Total							10,000.00	0.00	9.3023	1,075.003				21,744.19	0.00	0.00	21,744.19	21.86	117.44
Return : 21.86% Weighted Avg. Abs. Return : 117.44% Gain / (Loss) : Rs. 11,744.19																			
					21-04-2020	Thematic	25,000.00	-	15.1582	1,649.272	31-03-2024	1440	37.2206	61,386.89	-	-	61,386.89	25.57	145.55
					18-02-2021	Thematic	49,999.67	-	21.5332	2,321.980	31-03-2024	1137	37.2206	86,425.49	-	-	86,425.49	19.21	72.85
Sub Total							74,999.67	0.00	18.8856	3,971.252				1,47,812.38	0.00	0.00	1,47,812.38	21.67	97.08
Return : 21.67% Weighted Avg. Abs. Return : 97.08% Gain / (Loss) : Rs. 72,812.71																			

Tata India Pharma & Healthcare Fund - Gr



FINANCIAL
PRODUCTS
DISTRIBUTORS
NETWORK

freedom fundz

Your logo

Sr. No	Investor	UCC	ISIN	Folio No	Date	Sub Type	Amount (Rs.)	Div.Reinv (Rs.)	NAV (Rs.)	No Of Unit	NAV Date	Trn Days	Current NAV (Rs.)	Current Value (Rs.)	Div R (Rs.)	Div P (Rs.)	Total (Rs.)	Annualized Return (%)	Abs. Return(%)
					21-04-2020	Sectoral	25,000.00	-	10.7707	2,321.112	31-03-2024	1440	25.0614	58,170.32	-	-	58,170.32	23.87	132.68
					07-07-2020	Sectoral	25,002.59	-	11.1431	2,243.773	31-03-2024	1363	25.0614	56,232.09	-	-	56,232.09	24.24	124.91
					15-03-2021	Sectoral	9,993.79	-	14.4654	690.875	31-03-2024	1112	25.0614	17,314.29	-	-	17,314.29	19.77	73.25
Sub Total							59,996.38	0.00	11.4154	5,255.760				1,31,716.70	0.00	0.00	1,31,716.70	23.46	119.54
Return : 23.46% Weighted Avg. Abs. Return : 119.54% Gain / (Loss) : Rs. 71,720.32																			
					21-04-2020	Large Cap	10,000.00	-	170.7006	58.582	31-03-2024	1440	443.8682	26,002.69	-	-	26,002.69	27.41	160.03
							10,000.00	0.00	170.7009	58.582				26,002.69	0.00	0.00	26,002.69	27.41	160.03
Return : 27.41% Weighted Avg. Abs. Return : 160.03% Gain / (Loss) : Rs. 16,002.69																			
					21-04-2020	Mid Cap	10,000.00	-	114.1549	87.600	31-03-2024	1440	364.6437	31,942.79	-	-	31,942.79	34.23	219.43
							10,000.00	0.00	114.1553	87.600				31,942.79	0.00	0.00	31,942.79	34.23	219.43
Return : 34.23% Weighted Avg. Abs. Return : 219.43% Gain / (Loss) : Rs. 21,942.79																			
					21-04-2020	Thematic	25,000.00	-	12.6358	1,978.506	31-03-2024	1440	38.5558	76,282.88	-	-	76,282.88	32.68	205.13
Sub Total							25,000.00	0.00	12.6358	1,978.506				76,282.88	0.00	0.00	76,282.88	32.68	205.13
Return : 32.68% Weighted Avg. Abs. Return : 205.13% Gain / (Loss) : Rs. 51,282.88																			
					21-04-2020	Small Cap	10,000.00	-	8.2631	1,210.200	31-03-2024	1440	32.4284	39,244.85	-	-	39,244.85	41.42	292.45
							10,000.00	0.00	8.2631	1,210.200				39,244.85	0.00	0.00	39,244.85	41.42	292.45
Return : 41.42% Weighted Avg. Abs. Return : 292.45% Gain / (Loss) : Rs. 29,244.85																			
					13-05-2020	Sectoral	10,000.00	-	62.1038	161.021	31-03-2024	1418	153.1462	24,659.75	-	-	24,659.75	26.15	146.60
					20-05-2020	Sectoral	20,005.51	-	57.1812	349.862	31-03-2024	1411	153.1462	53,580.04	-	-	53,580.04	29.03	167.83
							30,005.51	0.00	58.7326	510.883				78,239.79	0.00	0.00	78,239.79	28.07	160.75
Return : 28.07% Weighted Avg. Abs. Return : 160.75% Gain / (Loss) : Rs. 48,234.28																			
					05-04-2021	ELSS	9,999.01	-	117.3290	85.222	31-03-2024	1091	177.0745	15,090.64	-	-	15,090.64	14.76	50.92



FINANCIAL
PRODUCTS
DISTRIBUTORS
NETWORK

freedom fundz

Your logo

Sr. No	Investor	UCC	ISIN	Folio No	Date	Sub Type	Amount (Rs.)	Div.Reinv (Rs.)	NAV (Rs.)	No Of Unit	NAV Date	Trn Days	Current NAV (Rs.)	Current Value (Rs.)	Div R (Rs.)	Div P (Rs.)	Total (Rs.)	Annualized Return (%)	Abs. Return(%)
Sub Total							9,999.01	0.00	117.3290	85.222				15,090.64	0.00	0.00	15,090.64	14.76	50.92
Return : 14.76% Weighted Avg. Abs. Return : 50.92% Gain / (Loss) : Rs. 5,091.63																			
					13-05-2020	Thematic	15,000.00	-	22.8023	657.828	31-03-2024	1418	49.9839	32,880.81	-	-	32,880.81	22.39	119.21
Sub Total							15,000.00	0.00	22.8023	657.828				32,880.81	0.00	0.00	32,880.81	22.39	119.21
Return : 22.39% Weighted Avg. Abs. Return : 119.21% Gain / (Loss) : Rs. 17,880.81																			
					13-05-2020	Thematic	10,000.00	-	40.2804	248.260	31-03-2024	1418	126.4495	31,392.35	-	-	31,392.35	34.24	213.92
					07-07-2020	Thematic	39,980.70	-	45.1189	886.119	31-03-2024	1363	126.4495	1,12,049.30	-	-	1,12,049.30	31.78	180.26
					24-09-2020	Thematic	10,010.07	-	41.7433	239.801	31-03-2024	1284	126.4495	30,322.72	-	-	30,322.72	37.03	202.92
Sub Total							59,990.77	0.00	43.6557	1,374.180				1,73,764.37	0.00	0.00	1,73,764.37	33.04	189.65
Return : 33.04% Weighted Avg. Abs. Return : 189.65% Gain / (Loss) : Rs. 1,13,773.60																			
					27-03-2020	Thematic	25,000.00	-	58.5226	427.185	31-03-2024	1465	233.7919	99,872.39	-	-	99,872.39	41.21	299.49
					29-04-2020	Thematic	20,000.00	-	64.9773	307.800	31-03-2024	1432	233.7919	71,961.15	-	-	71,961.15	38.59	259.81
					13-05-2020	Thematic	15,000.00	-	67.1351	223.430	31-03-2024	1418	233.7919	52,236.12	-	-	52,236.12	37.87	248.24
					20-05-2020	Thematic	10,002.74	-	64.8328	154.285	31-03-2024	1411	233.7919	36,070.58	-	-	36,070.58	39.35	260.61
					04-06-2020	Thematic	70,003.24	-	73.7831	948.771	31-03-2024	1396	233.7919	2,21,814.97	-	-	2,21,814.97	35.19	216.86
Sub Total							1,40,005.98	0.00	67.9156	2,061.471				4,81,955.22	0.00	0.00	4,81,955.22	37.38	244.24
Return : 37.38% Weighted Avg. Abs. Return : 244.24% Gain / (Loss) : Rs. 3,41,949.24																			
					27-04-2020	Value	10,000.00	-	51.1045	195.677	31-03-2024	1434	135.7424	26,561.67	-	-	26,561.67	28.23	165.62
					12-06-2020	Value	14,997.94	-	55.2347	271.531	31-03-2024	1388	135.7424	36,858.27	-	-	36,858.27	26.67	145.76
Sub Total							24,997.94	0.00	53.5049	467.208				63,419.94	0.00	0.00	63,419.94	27.31	153.70
Return : 27.31% Weighted Avg. Abs. Return : 153.70% Gain / (Loss) : Rs. 38,422.00																			
Grand Total							40,83,708.39	0.00		2,48,767.954				1,21,96,142.80	0.00	0.00	1,21,96,142.80	31.53	198.65



FINANCIAL
PRODUCTS
DISTRIBUTORS
NETWORK

freedom fundz

Your logo

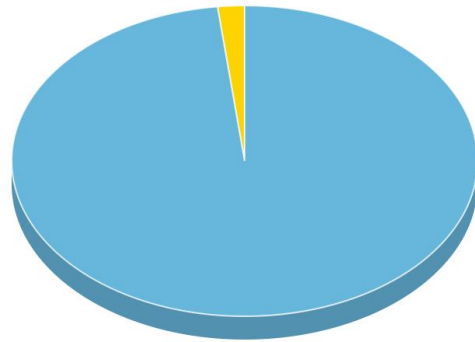
Sr. No	Investor	UCC	ISIN	Folio No	Date	Sub Type	Amount (Rs.)	Div.Reinv (Rs.)	NAV (Rs.)	No Of Unit	NAV Date	Trn Days	Current NAV (Rs.)	Current Value (Rs.)	Div R (Rs.)	Div P (Rs.)	Total (Rs.)	Annualized Return (%)	Abs. Return(%)
--------	----------	-----	------	----------	------	----------	--------------	-----------------	-----------	------------	----------	----------	-------------------	---------------------	-------------	-------------	-------------	-----------------------	----------------

Return : 31.53% | Weighted Avg.Abs. Return : 198.65% | Gain / (Loss) : Rs. 81,12,434.41

Current Value of your Total Investment is Rs. 1,21,96,142.80/-

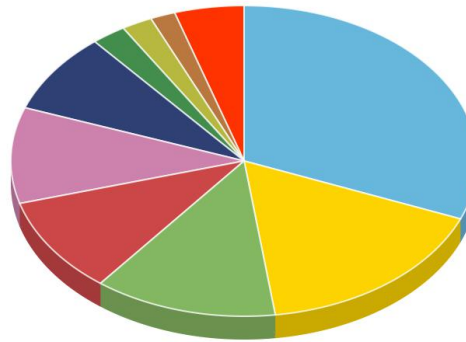
VALUATION

Type Wise



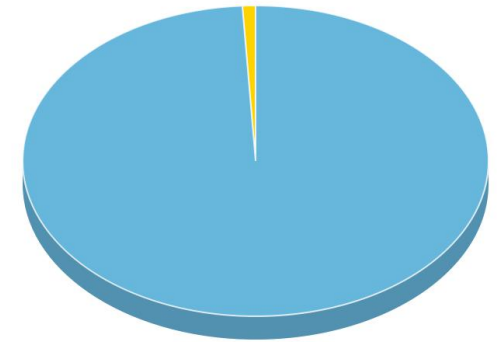
■ EQUITY 98.14% ■ HYBRID 1.86%

Sub Type Wise



■ Mid Cap 31.09% ■ Thematic 16.78% ■ Flexi Cap 12.69%
 ■ Focused 10.03% ■ Sectoral 9.98% ■ Contra 8.37%
 ■ Small Cap 2.39% ■ Value 2.13% ■ Bal Adv 1.73%
 ■ Others 4.82%

Asset Wise



■ EQUITY 99.09% ■ DEBT 0.91%

Note :

- 1) Folio No. with * symbol indicate Destatementized Folios.
- 2) Highlighted with are NJ Physical Transactions.
- 3) Annualized Return is calculated on an Absolute basis for < 1 Year And on XIRR basis for >= 1 Year.
- 4) For Scheme merger cases, Purchase trade's (SWI) Amount, NAV & Units are displayed in blue color font with underline.
- 5) For Scheme merger cases, Eventhough the scheme name is being displayed is of the new scheme, the trxn data are of the old schemes. Purchase NAV & Units have been adjusted to derive the actual investment amount.
- 6) ISIN column provides a number which is a unique identifier for the schemes which are listed on the stock exchange(s). ISIN value is being displayed irrespective of the Transaction Mode. Further, If the investment has been made into the Dividend Option scheme(s) then the ISIN will get displayed is of the Latest Option opted on that Scheme + Folio No.
- 7) This Report is Strictly Private and confidential only for clients of NJ India Invest . The Information given above is correct and to the best of our knowledge. For any discrepancy on the same contact the nearest Office of NJ India Invest.