



Scheme Wise - Valuation Report As on Date : 31-03-2024

										Your Relationship Handler									
Address										Name : freedom fundz									
City										Off-Address : A/35,Mansarovar soc,Nr.Morarji Desai Garden,Adajan,Surat									
Pincode										City : Surat									
E-Mail										Pincode : 395009									
Mobile										Phone : 9998893739									
										Mobile : 9998893739									
										E-Mail : keyurlavana@gmail.com									

Sr. No	Investor	UCC	ISIN	Folio No	Date	Sub Type	Amount (Rs.)	Div.Reinv (Rs.)	NAV (Rs.)	No Of Unit	NAV Date	Trn Days	Current NAV (Rs.)	Current Value (Rs.)	Div R (Rs.)	Div P (Rs.)	Total (Rs.)	Annualized Return (%)	Abs. Return(%)
1					24-03-2020	Large Cap	25,000.00	-	24.1100	1,036.914	31-03-2024	1468	54.7100	56,729.56	-	-	56,729.56	22.60	126.92
Sub Total							25,000.00	0.00	24.1100	1,036.914				56,729.56	0.00	0.00	56,729.56	22.60	126.92
Return : 22.60% Weighted Avg. Abs. Return : 126.92% Gain / (Loss) : Rs. 31,729.56																			
2					24-03-2020	Focused	25,000.00	-	22.0800	1,132.246	31-03-2024	1468	49.1000	55,593.28	-	-	55,593.28	21.98	122.37
Sub Total							25,000.00	0.00	22.0800	1,132.246				55,593.28	0.00	0.00	55,593.28	21.98	122.37
Return : 21.98% Weighted Avg. Abs. Return : 122.37% Gain / (Loss) : Rs. 30,593.28																			
3					24-03-2020	Mid Cap	25,000.00	-	30.6400	815.927	31-03-2024	1468	90.9200	74,184.08	-	-	74,184.08	31.05	196.74
Sub Total							25,000.00	0.00	30.6400	815.927				74,184.08	0.00	0.00	74,184.08	31.05	196.74
Return : 31.05% Weighted Avg. Abs. Return : 196.74% Gain / (Loss) : Rs. 49,184.08																			
4					24-03-2020	Small Cap	25,000.00	-	23.1200	1,081.315	31-03-2024	1468	86.1200	93,122.85	-	-	93,122.85	38.68	272.49
Sub Total							25,000.00	0.00	23.1200	1,081.315				93,122.85	0.00	0.00	93,122.85	38.68	272.49
Return : 38.68% Weighted Avg. Abs. Return : 272.49% Gain / (Loss) : Rs. 68,122.85																			
5					24-03-2020	Contra	25,000.00	-	33.7900	739.864	31-03-2024	1468	108.6700	80,401.02	-	-	80,401.02	33.70	221.60
Sub Total							25,000.00	0.00	33.7900	739.864				80,401.02	0.00	0.00	80,401.02	33.70	221.60
Return : 33.70% Weighted Avg. Abs. Return : 221.60% Gain / (Loss) : Rs. 55,401.02																			
6					24-03-2020	Mid Cap	25,000.00	-	36.7600	680.087	31-03-2024	1468	129.0300	87,751.63	-	-	87,751.63	36.64	251.01
Sub Total							25,000.00	0.00	36.7600	680.087				87,751.63	0.00	0.00	87,751.63	36.64	251.01



FINANCIAL
PRODUCTS
DISTRIBUTORS
NETWORK

freedom fundz

Your logo

Sr. No	Investor	UCC	ISIN	Folio No	Date	Sub Type	Amount (Rs.)	Div.Reinv (Rs.)	NAV (Rs.)	No Of Unit	NAV Date	Trn Days	Current NAV (Rs.)	Current Value (Rs.)	Div R (Rs.)	Div P (Rs.)	Total (Rs.)	Annualized Return (%)	Abs. Return(%)
Return : 36.64% Weighted Avg. Abs. Return : 251.01% Gain / (Loss) : Rs. 62,751.63																			
7					24-03-2020	Small Cap	25,000.00	-	7.6600	3,263.708	31-03-2024	1468	32.4300	1,05,842.05	-	-	1,05,842.05	43.16	323.37
Sub Total							25,000.00	0.00	7.6600	3,263.708				1,05,842.05	0.00	0.00	1,05,842.05	43.16	323.37
Return : 43.16% Weighted Avg. Abs. Return : 323.37% Gain / (Loss) : Rs. 80,842.05																			
8					24-03-2020	Flexi Cap	20,000.00	-	24.5950	813.173	31-03-2024	1468	71.4300	58,084.95	-	-	58,084.95	30.35	190.42
Sub Total							20,000.00	0.00	24.5950	813.173				58,084.95	0.00	0.00	58,084.95	30.35	190.42
Return : 30.35% Weighted Avg. Abs. Return : 190.42% Gain / (Loss) : Rs. 38,084.95																			
9					24-03-2020	Contra	20,000.00	-	36.0670	554.524	31-03-2024	1468	127.9180	70,933.60	-	-	70,933.60	37.00	254.67
Sub Total							20,000.00	0.00	36.0670	554.524				70,933.60	0.00	0.00	70,933.60	37.00	254.67
Return : 37.00% Weighted Avg. Abs. Return : 254.67% Gain / (Loss) : Rs. 50,933.60																			
					24-03-2020	Sectoral	20,000.00	-	9.9070	2,018.775	31-03-2024	1468	31.1390	62,862.63	-	-	62,862.63	32.94	214.31
Sub Total							20,000.00	0.00	9.9070	2,018.775				62,862.63	0.00	0.00	62,862.63	32.94	214.31
Return : 32.94% Weighted Avg. Abs. Return : 214.31% Gain / (Loss) : Rs. 42,862.63																			
					24-03-2020	Large Cap	20,000.00	-	35.3950	565.052	31-03-2024	1468	96.4320	54,489.09	-	-	54,489.09	28.30	172.45
Sub Total							20,000.00	0.00	35.3950	565.052				54,489.09	0.00	0.00	54,489.09	28.30	172.45
Return : 28.30% Weighted Avg. Abs. Return : 172.45% Gain / (Loss) : Rs. 34,489.09																			
					24-03-2020	Mid Cap	20,000.00	-	7.4800	2,673.797	31-03-2024	1468	29.9520	80,085.57	-	-	80,085.57	41.19	300.43
Sub Total							20,000.00	0.00	7.4800	2,673.797				80,085.57	0.00	0.00	80,085.57	41.19	300.43
Return : 41.19% Weighted Avg. Abs. Return : 300.43% Gain / (Loss) : Rs. 60,085.57																			
					24-03-2020	Flexi Cap	20,000.00	-	17.9650	1,113.276	31-03-2024	1468	48.1693	53,625.73	-	-	53,625.73	27.79	168.13
Sub Total							20,000.00	0.00	17.9650	1,113.276				53,625.73	0.00	0.00	53,625.73	27.79	168.13
Return : 27.79% Weighted Avg. Abs. Return : 168.13% Gain / (Loss) : Rs. 33,625.73																			
					24-03-2020	Focused	20,000.00	-	16.6177	1,203.536	31-03-2024	1468	41.0643	49,422.36	-	-	49,422.36	25.22	147.11



FINANCIAL
PRODUCTS
DISTRIBUTORS
NETWORK

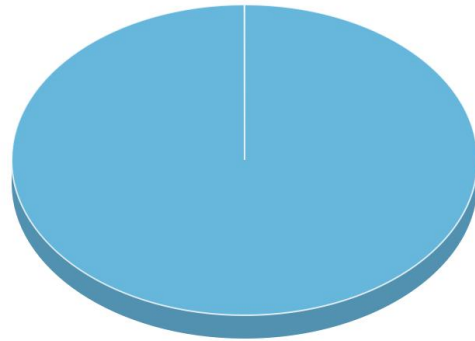
freedom fundz

Your logo

Sr. No	Investor	UCC	ISIN	Folio No	Date	Sub Type	Amount (Rs.)	Div.Reinv (Rs.)	NAV (Rs.)	No Of Unit	NAV Date	Trn Days	Current NAV (Rs.)	Current Value (Rs.)	Div R (Rs.)	Div P (Rs.)	Total (Rs.)	Annualized Return (%)	Abs. Return(%)
Sub Total							20,000.00	0.00	16.6177	1,203.536				49,422.36	0.00	0.00	49,422.36	25.22	147.11
Return : 25.22% Weighted Avg. Abs. Return : 147.11% Gain / (Loss) : Rs. 29,422.36																			
						Mid Cap	20,000.00	-	18.2724	1,094.547	31-03-2024	1468	79.1994	86,687.47	-	-	86,687.47	44.00	333.44
Sub Total							20,000.00	0.00	18.2724	1,094.547				86,687.47	0.00	0.00	86,687.47	44.00	333.44
Return : 44.00% Weighted Avg. Abs. Return : 333.44% Gain / (Loss) : Rs. 66,687.47																			
						Thematic	20,000.00	-	55.4712	360.547	31-03-2024	1468	233.7919	84,292.97	-	-	84,292.97	43.00	321.46
Sub Total							20,000.00	0.00	55.4713	360.547				84,292.97	0.00	0.00	84,292.97	43.00	321.46
Return : 43.00% Weighted Avg. Abs. Return : 321.46% Gain / (Loss) : Rs. 64,292.97																			
Grand Total							3,55,000.00	0.00		19,147.288				11,54,108.84	0.00	0.00	11,54,108.84	33.50	225.10
Return : 33.50% Weighted Avg.Abs. Return : 225.10% Gain / (Loss) : Rs. 7,99,108.84																			
Current Value of your Total Investment is Rs. 11,54,108.84/-																			

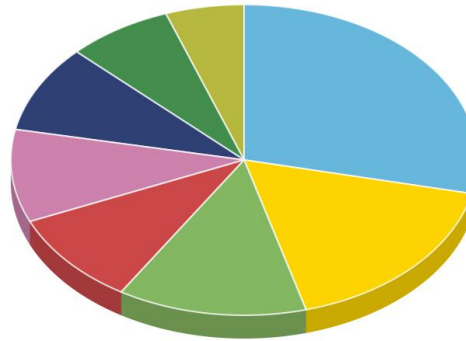
VALUATION

Type Wise



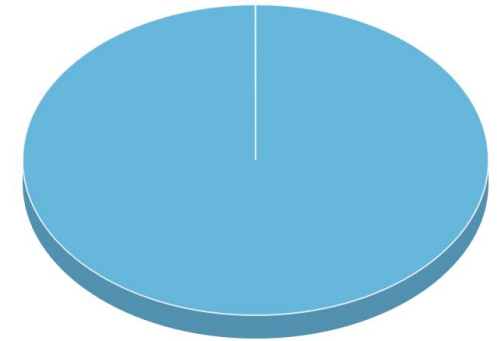
■ EQUITY 100%

Sub Type Wise



■ Mid Cap 28.48% ■ Small Cap 17.24% ■ Contra 13.11%
 ■ Flexi Cap 9.68% ■ Large Cap 9.64% ■ Focused 9.1%
 ■ Thematic 7.3% ■ Sectoral 5.45%

Asset Wise



■ EQUITY 100%

Note :

- 1) Folio No. with * symbol indicate Destatementized Folios.
- 2) Annualized Return is calculated on an Absolute basis for < 1 Year And on XIRR basis for >= 1 Year.
- 3) For Scheme merger cases, Purchase trade's (SWI) Amount, NAV & Units are displayed in blue color font with underline.
- 4) For Scheme merger cases, Eventhough the scheme name is being displayed is of the new scheme, the txn data are of the old schemes. Purchase NAV & Units have been adjusted to derive the actual investment amount.
- 5) ISIN column provides a number which is a unique identifier for the schemes which are listed on the stock exchange(s). ISIN value is being displayed irrespective of the Transaction Mode. Further, If the investment has been made into the Dividend Option scheme(s) then the ISIN will get displayed is of the Latest Option opted on that Scheme + Folio No.
- 6) This Report is Strictly Private and confidential only for clients of NJ India Invest .The Information given above is correct and to the best of our knowledge. For any discrepancy on the same contact the nearest Office of NJ India Invest.